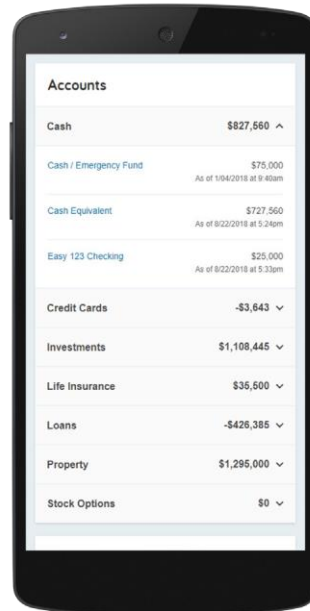
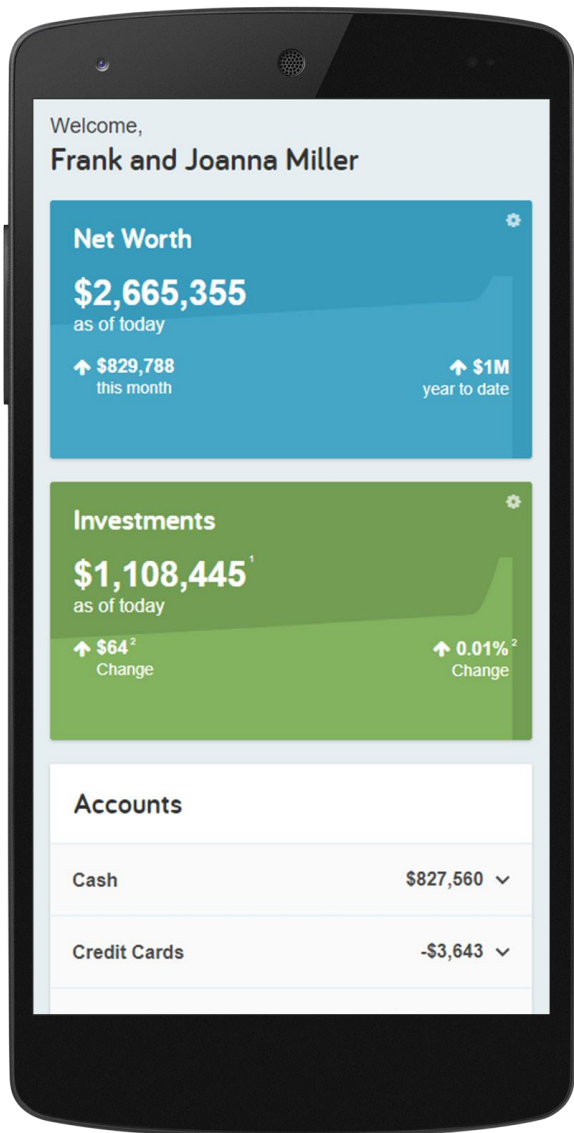
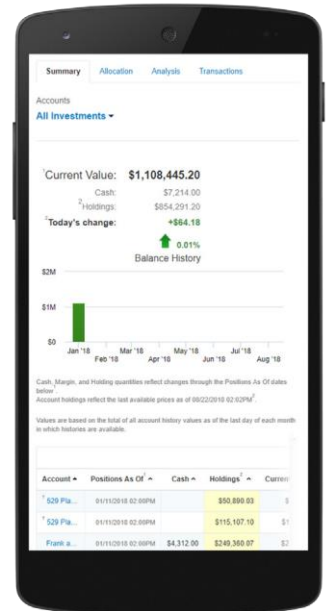


Answers in the Palm of Your Hand

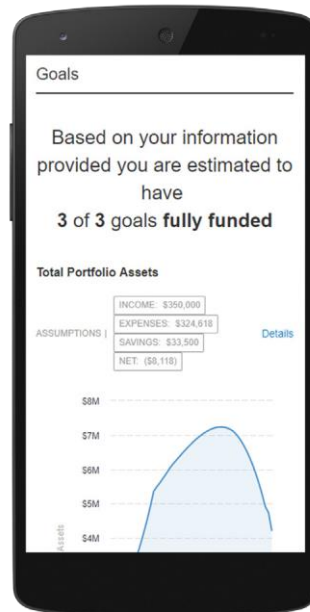
With mobile access to your website, your complete financial picture is in the palm of your hand, whenever you want, from wherever you are.



See All Your Accounts on One Page



View Your Updated Investments



Track Your Progress Towards Your Goals

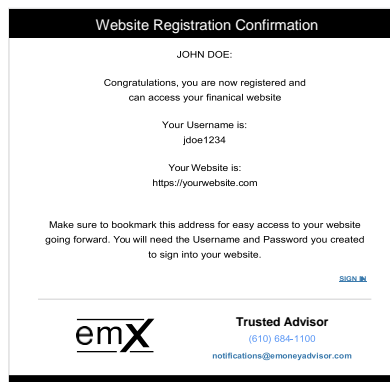


Access Important Document

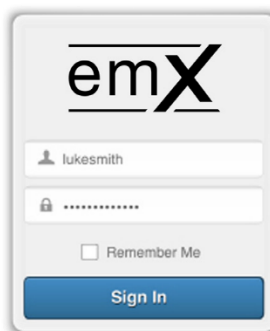
Your Jacobi Wealth Dashboard Mobile Website can be accessed on iPhone, Android, and other popular smart phones.

Here's How to Get Started

1. Once you've completed the self-registration process for your Jacobi Wealth Dashboard, you will receive a Website Registration Confirmation email.



2. Using your smart phone, access your email and click on the URL provided. Before logging on, add or save the link to your smart phone's Home Screen.



3. The first time you log on, enter the same Username and Password you use to access your full Jacobi Wealth Dashboard. After this initial logon, you'll be prompted to register your device and create a 4 digit PIN for easier access in the future.

